



Republic of the Philippines
Department of Education
REGION II - CAGAYAN VALLEY
SCHOOLS DIVISION OF BATANES

November 12, 2021

BENJAMIN D. PARAGAS PhD, CESO IV

Director IV/ Regional Director
Department of Education
Regional Office No. 02
Carig Sur, Tuguegarao City, Cagayan

Attn.: **POLICY, PLANNING AND RESEARCH DIVISION**

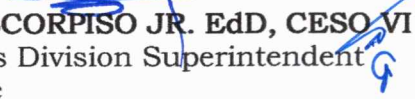
Sir:

Greetings from the Schools Division of Batanes!


This is to submit our FY2022 Physical Plan – Budget Execution Document (BED2) by quarters.

For your information.

Very truly yours,


EDUARDO C. ESCORPISO JR. EdD, CESO VI
Assistant Schools Division Superintendent
Officer-in-Charge
Office of the Schools Division Superintendent

SGOD/jgc/orc



Address: Basco, Batanes, 3900
Contact No.: 09996027630; 09163509382
Email Address: batanes@deped.gov.ph
Facebook: [facebook.com/deped.batanes](https://www.facebook.com/deped.batanes)

Doc Code:	FM-ORD-009	Rev:	00
As of:	Jul 2, 2018	Page:	1



FY 2022 PHYSICAL PLAN

SCHOOLS DIVISION OF BATANES

BED No. 2

Department : Department of Education
 Agency : Office of the Secretary
 Operating Unit : Regional Office - II
 Organization Code (UACS) : 70010300002
 Report Status :

Particulars	UACS CODE	Current Year's Accomplishment			Physical Target (2022 Budget Year) NEP Targets					Variance	Remarks
		Actual	Estimate	Total	Total	1st Quarter	2nd Quarter	3rd Quarter	4th Quarter		
		Jan. 1-Sept. 30	Oct. 1- Dec. 30								
1	2	3	4	5=3+4	6=7+8+9+10	7	8	9	10	11=6-5	12
Part A											
I. Organizational Outcome											
OO: Access of every Filipino to an enhanced basic education program enabling them to prepare for further education and the world of work achieved											
EDUCATION POLICY DEVELOPMENT PROGRAM											
Output Indicator											
1. Number of education researches completed		19							15		BERF - 10 Non-BERF - 5
BASIC EDUCATION INPUTS PROGRAM											
Outcome Indicators											
1. Percentage of schools meeting the standard ratio for teachers											
a. Elementary		100%							100%		
b. Junior High School		88%							88%		
c. Senior High School		100%							100%		
Output Indicators											
1. Number of newly-created teaching positions filled-up		0	2					2	2		1 SPIMS/ 1 reg. item
INCLUSIVE EDUCATION PROGRAM											
Outcome Indicators											
1. Percentage of learners enrolled in:											
a. SPED (public)		1.08%							1.08%		Nov. 1, 2021 enrolment K-G6 - 2,168 NG - 49 G7-12 - 2,235 ALS - 57
b. ALIVE (both public and private)		N/A							N/A		
c. IPEd (public)		100%							100%		
d. ALS		1.26%							1.00%		
2. Percentage of learners provided with learning resources		100%							100%		
Output Indicators											
1. Number of schools offering the following programs:											
a. ALIVE		N/A							N/A		Not Applicable
b. IPEd		21							21		
c. SPED (public)		7							7		
2. Number of Community Learning Centers offering ALS		6							6		
SUPPORT TO SCHOOLS AND LEARNERS PROGRAM											
Outcome Indicators											
1. Retention Rate											
a. Elementary		102.94%					103.96%				
b. Secondary (Grade 7 to 12)		97.28%					98.25%				

Particulars	UACS CODE	Current Year's Accomplishment			Physical Target (2022 Budget Year) NEP Targets					Variance	Remarks
		Actual	Estimate	Total	Total	1st Quarter	2nd Quarter	3rd Quarter	4th Quarter		
		Jan. 1-Sept. 30	Oct. 1- Dec. 30								
1	2	3	4	5=3+4	6=7+8+9+10	7	8	9	10	11=6-5	12
2. Completion Rate											
a. Elementary		97.76%					98.73%				
b. Secondary (Grade 7 to 12)		90.21%					91.11%				
3. Proportion of learners achieving at least nearly proficient in the National Achievement Test											
a. Elementary (Grade 6)		39.00%							45.00%		
b. Junior High School (Grade 10)		45.20%							48.00%		
c. Senior High School (Grade 12)		19.00%							30.00%		
Output Indicator											
1. Number of learners benefiting from the "School Based Feeding Program"		368							368		
EDUCATION HUMAN RESOURCE DEVELOPMENT PROGRAM											
Outcome Indicators											
1. Increase in percentage of public schools conducting schools learning action cell sessions											All Elen. & Sec. Schools are conducting SLACS monthly
Output Indicators											
1. Number of public school teachers and teaching-related staff trained											
a. Teachers		206							279		
b. Teaching-related staff		21							33		

Prepared by:


OLIVER P. CARIASO
 Planning Officer III


Date: 12 NOV. 2021

Reviewed by:


CRISTINA B. PONCIO
 Administrative Officer V/ Budget Officer

Date: 12 NOV. 2021

Approved by:


EDUARDO C. ESCORPISO JR. EdD, CESO VI
 Assistant Schools Division Superintendent
 Officer-in-Charge
 Office of the Schools Division Superintendent
 Date: 12 NOV. 2021